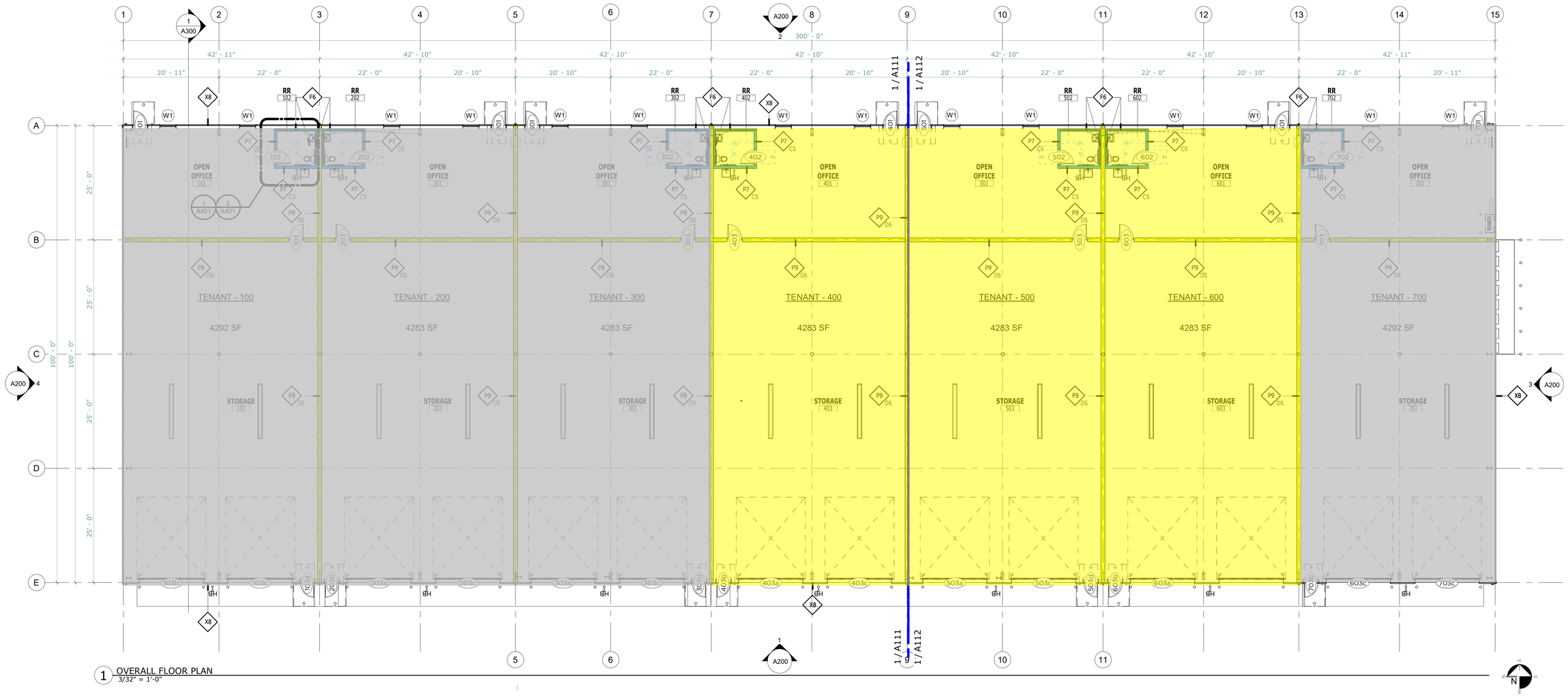

1 OVERALL FLOOR PLAN
3/32" = 1'-0"

PLANFORCE
ARCHITECTURE + DESIGN

811 Glenwood Avenue
Suite 390
Minneapolis, Minnesota

952.541.9969

planforcegroup.com

Krueger 2

7577 175th St E
Prior Lake, MN 55372

WALL TYPES/ LEGEND

A. PARTITIONS ARE DIMENSIONED IN PLAN GYPSUM BOARD FACE TO GYPSUM BOARD FACE.

B. PARTITION SYMBOL MAY BE USED IN CONJUNCTION WITH NOTES TO MODIFY CONSTRUCTION FOR UNIQUE CONDITIONS.

C. STUDS ARE 16" O.C. MAXIMUM UNLESS OTHERWISE NOTED.

D. GYP. BD. IS TO BE 5/8" UNLESS NOTED OTHERWISE.

E. GYP. BD. IS TO BE MOISTURE RESISTANT AT ALL WET WALLS TO 48" A.F.F. MINIMUM.

F. ALL FULL HEIGHT WALLS ARE TO BE CONSTRUCTED WITH A MOVEMENT HEAD TRACK PROVIDING A MINIMUM OF 2" MOVEMENT. DO NOT ANCHOR GYP. BD. TO HEAD.

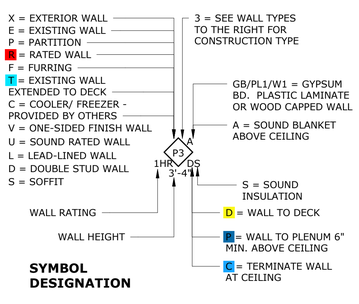

SYMBOL DESIGNATION

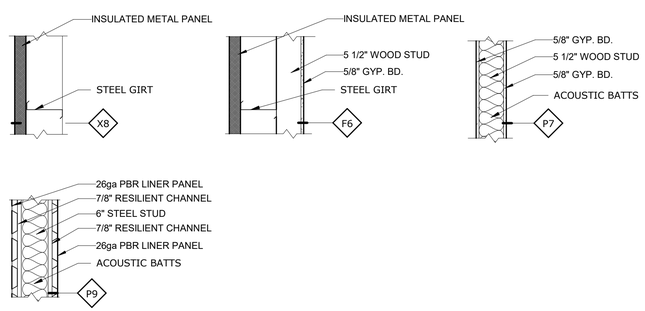

FLOOR PLAN GENERAL NOTES

* VERIFY ALL DIMENSIONS PRIOR TO ANY CONSTRUCTION AND REPORT ANY DISCREPANCIES TO THE ARCHITECTS OFFICE IMMEDIATELY.

A. DIMENSIONS ARE TO THE EXTERIOR FACE OF THE BUILDING SHELL GIRT LINE/ FACE OF CONCRETE TO THE FINISH MATERIAL AND OPENINGS UNLESS NOTED OTHERWISE.

B. PROVIDE ANY/ ALL WOOD BLOCKING REQUIRED IN WALLS FOR CABINETRY, COUNTERTOPS, SHELVING, GRAB BARS, LAVATORIES, DISPLAYS, ETC.

C. SEE A401 FOR PLUMBING FIXTURE LEGEND

D. DO NOT SCALE DRAWINGS.

E. REPORT ANY DISCREPANCIES TO DESIGNER/BUILDER OWNER.

F. ALL WORK TO CONFORM TO STATE & LOCAL CODES.

G. ALL EXPOSED SURFACES TO BE PREPARED TO RECEIVE NEW FINISHES.

H. SUB-CONTRACTORS ARE RESPONSIBLE TO REVIEW ALL CONSTRUCTION DRAWINGS, ELEVATIONS, & DETAILS.

FLOOR PLAN GENERAL NOTES

1. TYPICAL EXTERIOR WALL CONSTRUCTION IS X8
2. INTERIOR PARTITIONS SHALL BE TYPE P7 UNLESS NOTED OTHERWISE.
3. TYPICAL FLOOR PLAN DIMENSIONS OF PARTITIONS ARE TO THE NOMINAL FINISH FACE OF GYP BD UNLESS NOTED OTHERWISE.
4. PROVIDE 5/8" TYPE "X" GYP BD UNLESS NOTED OTHERWISE.
5. GYP PANELS AND OTHER WALL PANELS SUCH AS PLYWOOD SHALL BE INSTALLED WITH THIER BOTTOM EDGE 1/2" ABOVE THE FLOOR SLAB.
6. EACH TRADE IS RESPONSIBLE FOR FIRE STOPPING THEIR RESPECTIVE PENETRATIONS THROUGH A RATED WALL OR FLOOR. PROVIDE THE #UL LISTING NUMBER CUT SHEET TO ARCHITECT. BRAND NAMES AND TRADE NAMES NOT NOTED MAY BE USED, PROVIDED THEY MEET OR EXCEED THE REQUIREMENTS LISTED.
7. PROVIDE VERTICAL AND HORIZONTAL CONTROL JOINTS IN GYP BD SURFACES AS RECOMMENDED BY GYP BD MANUFACTURER, OR AS SHOWN.
8. [illegible] PARTITION, PROVIDE HORIZONTAL BRIDGING @ 5'-0" O.C. VERTICALLY.
9. PROVIDE [illegible] TYPE GYP BD AT AREAS THAT ARE SCHEDULED TO RECEIVE CERAMIC TILE FINISH (EXCEPT AT EXTERIOR WALLS), AT ALL TOILET ROOM PARTITIONS AND AT ALL SINKS UNLESS NOTED OTHERWISE.
10. PROVIDE SOLID BLOCKING WITHIN PARTITIONS AT ALL WALL HUNG EQUIPMENT.
11. 2" TO 3" DEEP LEGS AT DEFLECTION TRACK - CONFIRM ANTICIPATED DEFLECTION W/ STRUCT.
12. SUBCONSTRACTOR TO BE RESPONSIBLE FOR USING THE PROPER GAGE AND SPACING REQUIRED FOR ALL LIGHT GAGE FRAMING.
13. ALL ELEMENTS OF ACOUSTIC RATED PARTITIONS SHALL EXTEND TO ROOF OR FLOOR DECK ABOVE AND ALL JOINTS AND PENETRATIONS OF ACOUSTIC RATED PARTITIONS SHALL BE FILLED AND SEALED.
14. REFER TO "INTERIOR PARTITION TYPE SUBSCRIPT KEY" FOR SYMBOLS USED TO IDENTIFY ADDITIONAL REQUIREMENTS OF APPLICABLE TESTING AGENCIES FOR SPECIFICS OF PARTITION CONSTRUCTION.
15. PARTITION REQUIREMENTS SHOWN ARE CONSIDERED MINIMUM STANDARDS.

LOCATION MAP

7577 175th St E
Prior Lake, MN 55372

MESENBRINK CONSTRUCTION & ENGINEERING
BUILDERS & DEVELOPERS
Built Like We Own It

I hereby certify that this plan was prepared by me or under my direct supervision and that I am a duly

Preliminary
03/13/2024

Project Contact :
Phone Number : 952-541-9969

PERMIT SUBMISSION:
02-29-24

NO.	REVISION #	DATE
1	Revision #1	03-11-24

OVERALL FLOOR PLAN

DRAWN CLB
CHECKED RAS